






NilRead for patient portals

Hyland Healthcare's enterprise, multi-specialty viewer can image enable your patient portal



-  Image enable your patient portal
-  Increase patient engagement and loyalty
-  Meet consumer expectations and government regulations
-  Significantly reduce the number of CDs you burn
-  Provide a “digital front door” experience

Studies show that patient portals increase patient engagement and loyalty to providers. However, many portals only give patients access to a limited set of clinical information, meaning that patients must still contact radiology, cardiology or the department where the medical image was captured to pick up a CD. But it doesn't have to be this way.

You can replace your CD workflow with a digital alternative: Hyland's NilRead for Patient Portals. This solution allows patients to access, view, share and download their images from a computer, tablet or their mobile device through their patient portal. This helps you respond to consumer expectations while complying with government regulations that mandate patient access to all of their health information.

Improved patient experience

With NilRead for Patient Portals, patients gain control over their medical images. They can easily share them with other physicians or care providers — even with friends or family, if they choose. A patient can download and email an image or share the image by secure link.

Patients don't have to come to your location to pick up a CD or worry about the possibility of infection from sharing CDs. They can upload images to create a longitudinal image repository or share them with consulting physicians prior to their appointment. Most patients access their images via their mobile phones which brings image viewing and sharing into their normal everyday method of information retrieval.





Easy for providers to support

Providers can customize NilRead for Patient Portals to suit their patient population. The interface is intuitive and easy to learn and use. Patients become autonomous very quickly, allowing providers to significantly reduce the time spent on the administration, burning and distribution of CDs.

Nilread for patient portals

NilRead is a zero-footprint, web-based viewer that leaves no images on the viewing device. It is easy to install and supports every major PACS and EMR. Multiple image formats are supported, including DICOM, TIFF, GIF, JPEG, PDF, video and more. NilRead for Patient Portals is a limited version of the full NilRead diagnostic viewer, which makes it an affordable solution. For existing NilRead customers, it is simple an extension of your current NilRead license.

➔ Learn more about [Hyland's enterprise image solutions.](#)

About Hyland

Hyland empowers organizations with unified content, process and application intelligence solutions, unlocking profound insights that fuel innovations. Trusted by thousands of organizations worldwide, including many of the Fortune 100, Hyland's solutions fundamentally redefine how teams operate and engage with those they serve. For additional information on the Hyland platform and services, please visit [Hyland.com](https://www.hyland.com).

